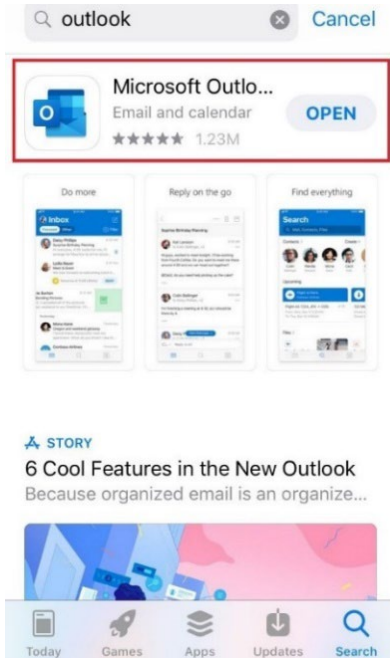



## Configure Wofford email with Outlook app on iPhone, iPad (Office 365)

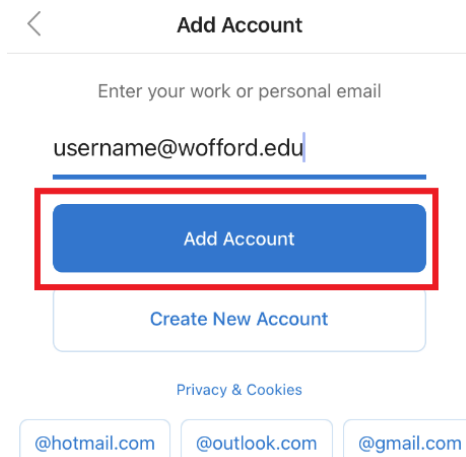
1. On your mobile device go to the App Store and download the [Microsoft Outlook app](#).



2. Open the app and tap **Get Started**.



3. Enter your **Wofford email address** and tap **Add Account**.



4. Enter your **Wofford password** then tap **Sign In**.
5. Complete MFA verification to continue.
6. Tap **Maybe Later** when prompted to add another account.